

**Rabindranath Vidyamandir**  
**Kaliyaganj, Uttar Dinajpur, Pin- 733129**  
**Land Line: 03523-259966, Mob: 9733141875**

## **Procedure how to fill-up the Form**

### **Steps :**

- 1) First you have to visit our website,  
<http://rabindranathvidyam.wixsite.com/rnvm>
- 2) Then click on Admission.




- 3) Click on Apply Online.



# Procedure how to fill-up the Form

## Steps :

### 4) Now Fill the From.



**Rabindranath Vidyamandir**  
Kaliyaganj, Uttar Dinajpur, Pin-733129

Date of Entry \*

/  /

DayMonthYear

Application for The Course \*

Computer Course

Distance Education

Vocational Education

Name \*

First Name

Middle Name

Last Name

Father's Name \*

First Name

Middle Name

Last Name

Mother's Name

First Name

Middle Name

Last Name

Gender \*

Religion \*

Sub Caste \*

Mobile \*

Country Code

Mobile Number

Land Number

Area Code

Phone Number

Date of Birth \*

Month

Day

Year

E-mail

Address \*

Address Line 1

Address Line 2

City

State / Province

Postal / Zip Code

India

Country

School/Institution Name \*

Examination Board \*

Steam/Class \*

Passing Year \*

Total Marks \*

Marks Obtains \*

Grade/Percentage/Division \*

Extra Qualification

Form fill-up Filling Date

In Which Course Your Intrusted

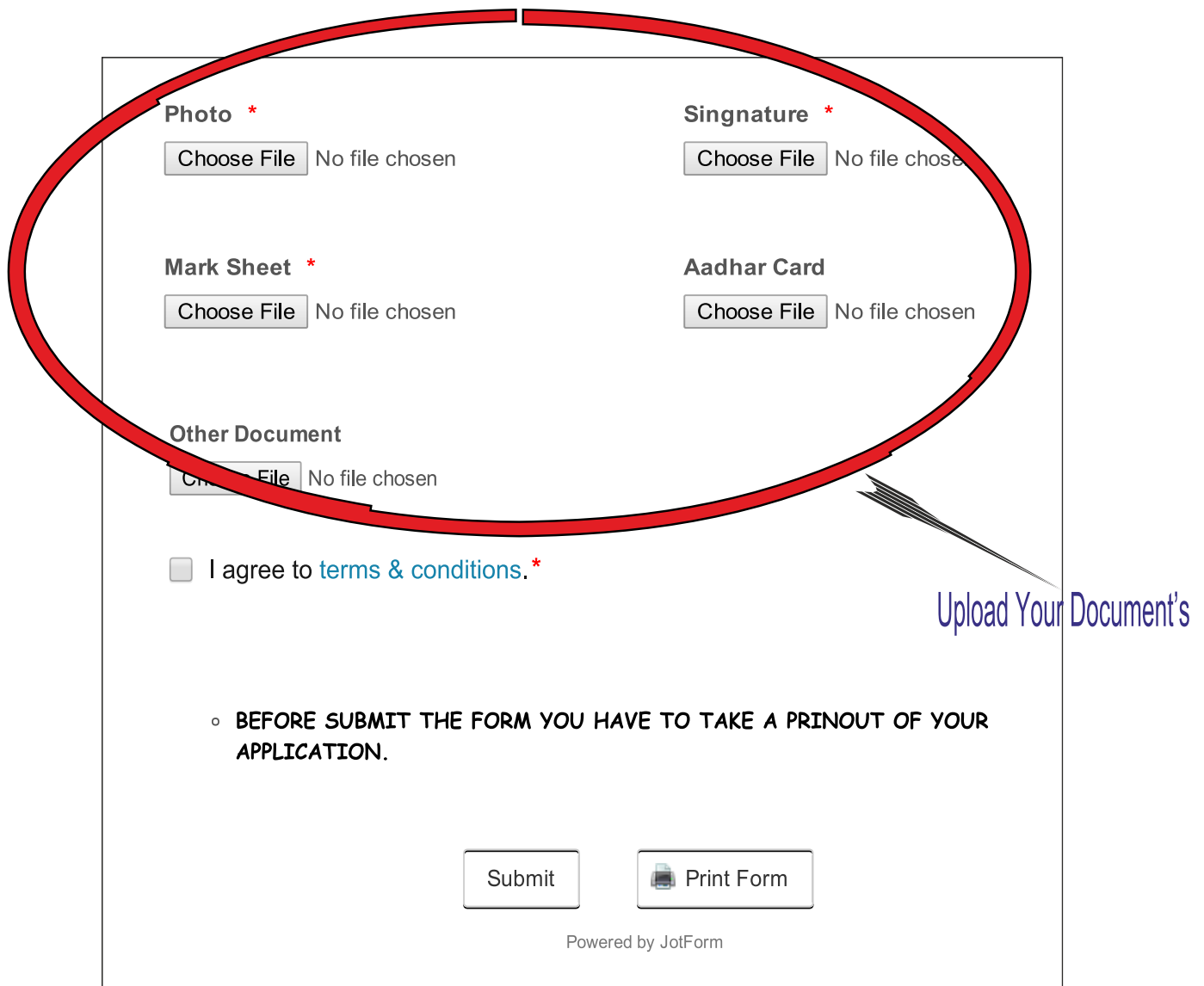
## Procedure how to fill-up the Form

### Steps :

4) Upload the Required Documents.

5) Agree on our Terms and Conditions

6) Take Printout of your Application then Submit.



The screenshot shows a web form with the following fields and controls:

- Photo \***: A file upload button labeled "Choose File" with the text "No file chosen".
- Singnature \***: A file upload button labeled "Choose File" with the text "No file chose".
- Mark Sheet \***: A file upload button labeled "Choose File" with the text "No file chosen".
- Aadhar Card**: A file upload button labeled "Choose File" with the text "No file chosen".
- Other Document**: A file upload button labeled "Choose File" with the text "No file chosen".
- ☐ I agree to [terms & conditions](#). \*
- BEFORE SUBMIT THE FORM YOU HAVE TO TAKE A PRINOUT OF YOUR APPLICATION.**
- Submit** button
- Print Form** button (with a printer icon)

A large red oval is drawn around the five document upload fields. A blue arrow points from the text "Upload Your Document's" to the right side of the oval.

Powered by JotForm

## Procedure how to fill-up the Form

### Steps :

- 7) You can Deposit the Admission Fees to our Bank Account from SBI Bank or Any Bank by a Deposit Slip. And our Bank Account number is 34534402021 (Somnath Bhowmick)
- 8) After Depositing money you have to upload the Deposit Slip to us by visiting our website. By clicking on Upload Bank Slip.
- 9) By using Guest User you have to send the Bank Payment Slip to us.



# Procedure how to fill-up the Form

## Steps :

10) Fill the Details required.

**Bank Payment Slip Submission**  
RABINDRANATH VIDYAMANDIR

**First Name \***

**Middle Name**

**Last Name \***

**Email Address \***

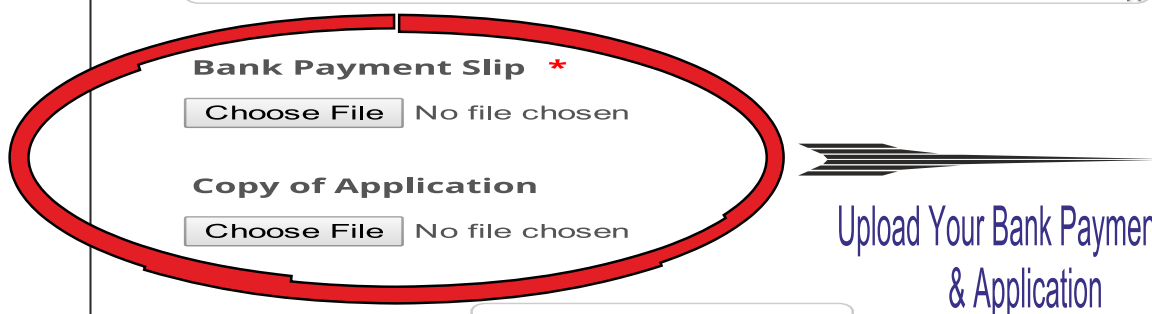
**Applying For \***

**Additional Information**

**Bank Payment Slip \***  
 No file chosen

**Copy of Application**  
 No file chosen

Powered by JotForm



Upload Your Bank Payment Slip  
& Application

11) Then Click on Submit.